



Storytelling Through
Data Visualization

DATA PRODUCER


Training Agenda

DAY 1 - MONDAY, 02 NOV 2020

To understand the fundamentals, benefits and importance of data storytelling and data visualization.

15h00 – 15h30


Opening Session

 30 min.

- Opening remarks by Mr. Gerald Daly, UN Resident Coordinator, Remarks by Mr. Chhime Tshering, Director of National Statistics Bureau.
 - Objectives of the training and, expected outcomes
 - Participants introduction

15h30 – 16h00


Introduction to Data Storytelling

 30 min.

- Benefits of storytelling through data visualization
 - Understanding the data
 - Importance of context
 - Choosing the right data

16h00 – 16h45


Introduction to Data Visualization

 45 min.

- Principles of data visualization
- Good, Average and Poor examples of visualization
 - Data visualization elements

16h45 – 17h30

Introduction to Data Visualization

 45 min.

- Hands on session