



Storytelling Through
Data Visualization

DATA PRODUCER


Training Agenda

DAY 2 - TUESDAY, 03 NOV 2020

To learn how to interpret the data and its dimensions, prepare the data and metadata templates.

15h00 – 15h30


Review Session

 30 min.

- Revision of Day 1

15h30 – 16h00


Interpreting and Preparing Data

 30 min.

- Data and its dimensions
- Data elements characteristics and their attributes
 - Identify IUS (Indicator – Unit – Subgroup)
 - Creation of IUS list

16h00 – 16h30


Interpreting and Preparing Data

 45 min.

- Hands on session

16h30 – 17h00


Introduction to Metadata

 30 min.

- Data and its metadata
- Understanding metadata tags
- Metadata management

17h00 – 17h30

Introduction to Metadata

 15 min.

- Hands on session